



Target

\$159.99  
suggest  
for front office

mouse over image to zoom in.



159.99



save \$5 on select home items using store pickup  
[view details](#)

3.6

[read 28 reviews](#)

quantity:

- 1 +

add product essentials \$17.00

[learn more](#)

Target 2-Year Replacement Plan  
(covers items \$100 - \$200)

delivery service options available in cart  
[learn more](#)

**Shipping**  
SHIPS FREE  
**Store Pickup**

free  
get it in 4-7 business days at Concord find in another store  
notes

**Is this a gift?** Please note this item ships in its original packaging and cannot be gift-wrapped or concealed.

Prices, promotions, styles and availability may vary by store and online.

Granger




Furniture, Hospitality and Food Service \ Food Service Appliances and Equipment \ Coffee Makers  
 \ Coffee Maker, Switch, 4-Cup, Plastic, Black



Print Ema



### Coffee Maker, Switch, 4-Cup, Plastic, Black

MR. COFFEE

Price   
\$34.40 / each

- Deliver one time only
- Auto-Reorder Every 1 Month  


Confirm ZIP Code to determine availability.

ZIP Code  
03254 Save

1 Add to Cart

+ Add to List

Be the first to write a review | Ask & Answer

 How can we improve our Product images?

Item # 38FA32  
Catalog Page # N/A

Mfr. Model # DR5-NP  
Shipping Weight 2.9 lbs.

UNSPSC # 23181801

Compare

for Front office  
@ Hwy

Staples

Laptop & Desktop Computers > Desktop & All-in-One Computers > Desktop Computers > HP 22-3116 Intel® Celeron® N3050 Processor 500GB Windows 10 Home All-in-One PC

## HP 22-3116 Intel® Celeron® N3050 Processor 500GB Windows 10 Home All-in-One PC

Item: 1752496 Model: NCA19AA#ABA  
Be the first to Write a Review



**\$419.99** ~~\$469.99~~

Each [Offer Details](#)

### Also Consider

- |  |          |
|--|----------|
| <input type="checkbox"/> 2-Yr PC Protection Plan                   | \$99.99  |
| <input type="checkbox"/> 2 YR PC Accident Protection (\$400-\$449) | \$139.99 |

1

**ADD TO CART**

**PICK UP TODAY**

This Item Ships Free

**Expected Delivery:** 1 Business Day

### Special Buy

Offer Expires on 09/19/2015

[See Details](#)

### 1 AVAILABLE AT:

75 Laconia Rd,  
Tilton, NH 03276  
[Check Other Stores](#)

- FREE SHIPPING, Plus up to 5% back for Rewards Members
- [Special Financing Available](#)
- [Free Shipping to Store](#)



### Product Details

- 4GB PC3-12800 DDR3L-1600 SDRAM memory
- 500GB 7200RPM Serial ATA hard drive
- Windows 10 Home is here. Do great things.

[View Full Product Details](#)

[Add to Favorites](#)

WMF 1?  
(\$419.99)

+

I suggest Z (\$839.99)

- Scott  
- Angela

as this is updated

Send ours up to Hwy  
- Crew for use as ours  
are still very new.



10"

overview overview  
specifications specifications  
reviews reviews  
shipping & returns shipping & returns  
details

You'll be ready to go with this Digital2 10" Windows Tablet. Easily portable Digital2 tablet runs Windows 8.1 so it's compatible with thousands of software titles. Includes free 1-year subscription to Microsoft Office 365 so you'll have the ability to work with all of your Office files. And this tablet plays as hard as it works with a stunning screen to view video or enjoy your favorite game.  
**Maximum Resolution:** 1280 x 800  
**Display Features:** IPS LCD Display  
**Computer Features:** Integrated Microphone, Island-style Keyboard, Touch Screen, Built-In Speaker, Touchpad  
**Processor Brand:** Intel  
**Processor Type:** Intel Atom Z3735  
**System Bus Speed:** Up to 1.3 GHz  
**System RAM:** 1  
**Data Storage Capacity:** 16GB Hard Drive Capacity  
**Wired Connectivity:** Mini HDMI, Micro USB 3.0  
**Wireless Technology:** Wi-Fi Enabled, Bluetooth Enabled  
**Wireless Standard:** IEEE 802.11b/g/n  
**Input Type:** Micro USB, Headphone Jack, MicroSD Card, Microphone  
**Output Type:** HDMI, Headphone Jack  
**Audio Features:** Built-In Speaker  
**Built-In Webcam Features:** built-in 2 megapixel webcam front, Built-In 5 Megapixel Webcam Rear  
**Battery Charge Life:** Up to 8 Hours  
**Operating System:** Microsoft Windows 8.1  
**Software Included:** Microsoft Office 365 free 1 year subscription  
**Includes:** Keyboard, USB Cable, Quick Start Guide, Owner's Manual, AC Power Adapter, Stylus  
**other Info.**  
**Online Item #:** 17419844  
**Store Item Number (DPCI):** 057-17-0237  
Imported

mouse over image to zoom in.



199.99

(0)

write a review

quantity:

1 +

add product essentials \$17.00  
Target 2-Year Replacement Plan  
covers items \$100 - \$200

learn more

delivery service options available in cart  
learn more

**Shipping**  
SHIPS FREE  
**Store Pickup**  
free

In Stock at Concord find in another store

notes  
Prices, promotions, styles and availability may vary by store and online.  
This item must be returned within 30 days of the ship date. See return policy for details.

**add to registry**  
add to list  
added to list  
view list  
share

Target  
+ Windows not Android

I suggest 3 (\$599.97)  
- Ed (Hwy)  
- Denni (Grounds)  
- Mike (Buildings)

Wmf 1?  
(\$199.99)

+

**FREE SHIPPING!\***  
**NO SALES TAX!\***

5% OFF! Orders over \$400  
10% OFF! Orders over \$800

HOME > TOP SELLERS > ABC ALUMINUM TRIM 1/2" PORCELAIN MARKERBOARDS > ABC ALUMINUM TRIM 1/2" PORCELAIN MARKERBOARDS > ABC PORCELAIN BOARDS 4'H X 6'W

Categories

Shop By Category

- Reversible & Portable Boards
- Presentation Easels
- Magnetic Whiteboards
- Non-Magnetic Dry Erase Boards
- Porcelain Steel Markerboards
- Glass Markerboards
- Acrylic Boards
- Oversized Whiteboards
- Custom Printed Boards
- Unframed Boards & Surfaces
- Dry Erase Resurfacing
- Electronic Boards
- Dry Erase Cases & Cabinets
- Conference Room Cabinets
- Projection Surface Dry Erase Boards
- Graphic Markerboards
- Dry Erase Board Accessories
- Panels / Dividers

Shop By Size

- Dry Erase Whiteboards
- Reversible & Portable Boards
- Magnetic Whiteboards
- Porcelain Steel Markerboards
- Acrylic & Glass Markerboards
- Electronic Boards
- Dry Erase Resurfacing
- Unframed Boards & Surfaces
- Conference Room Cabinets
- Presentation Easels
- Dry Erase Cases & Cabinets
- Tackboards
- Combination Markerboards
- LED Signs & Boards
- Furniture
- Dry Erase Board Accessories

- Dry Erase Surfaces
- Trim Options
- Tack Surfaces
- Care and Maintenance
- Certifications
- Informative Videos

NEWSLETTER SIGN UP



ABC Markerboard

Click Image to See Larger View

ABC Porcelain Boards 4'H x 6'W

Read 8 Reviews | Write a Review

Item #: DEB142H2NG  
Shipping Weight: 122 lbs.

**Free Shipping!**

Plus 5% off \$400 or more or 10% off \$800 or more!

See a lower price? Have a large order?  
Call us toll-free at 800-805-0407 for a special quote.

Our Price: **\$324.60**

Quantity:



ADD TO MY WISHLIST

Tweet 0 Like 0

DESCRIPTION      COLORS      SPECIFICATIONS

These porcelain steel white boards feature anodized aluminum ABC Trim; hairline mitered corners and plastic end caps help create a totally seamless look, particularly with a .88" profile. The magnetic porcelain steel whiteboard is laminated to an MDF substrate; this makes the entire board more durable and stable. The surface of the whiteboard enhances your presentations in every way possible -- low light distortion makes your writings and illustrations easy on the eye, and no ghosting will ever obscure the point you're trying to make. Erasability and writability always remain superior on these whiteboards. Comes with a tackable map rail that runs the length of the board and comes with end stops. Backed by TAA compliance, a fifty year guarantee, GREENGUARD GOLD Certification, and a class A fire rating.

*I suggest  
replace  
old one for  
crew use  
upstairs*

*\$324.60*

*Budget  
stuff / Ideas*

Your Store: **Portland, ME**

*Lowes*

**IdeaPaint White Gloss Dry Erase Paint**  
**(Actual Net Contents: 29.25-fl oz)**

Item #: 444775 | Model #: 01208

Be the first to

**\$139.86**



*I suggest  
the surface  
old one to  
remain in Scott's  
office for  
use  
\$139.86*

Tweet 2 G+1 0 email

**Description**

White Gloss Dry Erase Paint (Actual Net Contents: 29.25-fl oz)

- Can be applied to virtually anything you can paint - drywall, plaster, chalkboard, whiteboard, tables, bikes, garden gnomes, small ceramic cats
- Free of lead, asbestos, formaldehyde and other harmful materials
- Works like any standard roller-applied paint and comes, roller included

**Specifications**

Series Name	Home	Paint, roller cover and stir stick
Paint Color	White	Package Contents
Sheen	Gloss	Recommended Cleaning Method
Number of Coats Recommended	1	Soap and water
Product Type	Epoxy	VOC Level
Approximate Paint Coverage	40 sq. ft.	50
Interior/Exterior	Interior only	1-year limited
	Warranty	White
	Color/Finish Family	29.25
	Actual Net Contents (Fluid Oz.)	Quart size container
	Container Size	









2010-2011				2011-2012				2012-2013				2013-2014						
Storm #	Date	Inch	Type	Storm #	Date	Ave. Inches	Actual inches	Type	Storm #	Date	Ave. Inches	Actual inches	Type	Storm #	Date	Ave. Inches	Actual inches	Type
09-001	12/5/2009	3	FR	11-036	10/27-28/11	1.00		wet snow	12-022	11/8/2012	0.00		wet snow	13-021	11/10/2013	2.00		Wet snow
09-002	12/7/2009		D	11-037	10/29-30/11	9.00	4-14	wet snow	12-023	11/29/2012	0.00		tree	13-022	11/22/2013	0.25		Wet, Frz, sleet
09-003	12/9-10/09	9		11-038	11/23/2011	6.00	4-8	wet snow	12-024	12/1/2012	1.00			13-023	11/29/2013	1.00		Dry Snow
09-004	12/14-15/09	4		11-039	12/8/2011	0.10		wet snow	12-024A	12/2/2012	0.00			13-024	11/26/2013	2.00		Dry Snow
09-005	12/16/2009		FR	11-040	12/14/2011	0.00		dusting	12-025	12/7/2012	0.00			13-025	11/26/2013	0.75		Dry Snow
09-006	12/21/2009		FR	11-041	12/15/2011	0.00		dusting	12-026	12/8/2012	0.00			13-026	12/29/2013			Blk Ice
09-007	12/25-27/09		Snow	11-042	12/17/2011	0.25		dusting	12-026A	12/9/2012	0.00			13-027	12/5-6/2013			Rain
09-008	12/28-30/09	3		11-043	12/21/2011	0.00		Frz Rain	12-027	12/10/2012	0.50		dust-5	13-028	12/9/2013			Dry Snow
09-009	12/31/2009	1.5		11-044	12/23/2011	3.00		wet snow	12-028	12/16-17/12	5.00			13-028A	12/10/2013			
10-001	1/1/2010	2		11-045	12/27/2011	0.00		Frz Rain	12-029	12/18/2012	0.00			13-029	12/10/2013	1.50		Dry Snow
10-002	1/3-4/10	1.5		11-046	12/30/2011	0.25		Dry snow	12-030	12/21/2012	2.50		2-3	13-029A	12/11/2013			
10-003	1/8/2010	0.5		12-001	1/2/2012	0.00		Blk Ice	12-031	12/25/2012	2.00			13-030	12/13/2013	0.50		Dust
10-004	1/8-11/10	0		12-002	1/6/2012	0.00		dusting	12-032	12/27-28/2012	12.00		2ft drifts	13-031	12/14-15/2013	10.00		Dry Snow
10-005	1/13-14/10	0		12-003	1/12/2012	5.00	4-6	Dry snow	12-033	12/29-30/2012	7.00		6-8	13-031A	12/16/2013			Dry Snow
10-006	1/17-18/10	8		12-004	1/13/2012	0.50		Frz Rain	12-033A	12/31/2012	0.00			13-032	12/17/2013	3.00		Dry Snow
10-007	1/19-20/10	3		12-005A	1/16/2012	0.00		re-treat	12-033B	1/4/2013	0.00			13-032A	12/19/2013			
10-008	1/24-25/10	1		12-005	1/14/2012	0.75		Dry snow	13-001	1/10/2013	0.00		Dust	13-033	12/27/2013			Frz Rain
10-009	1/27-28/10	3		12-006	1/22/2012	2.00		Dry snow	13-002	1/11/2013	0.00			13-033A	12/22/2013			Frz Rain
10-010	2/16-17/10	6		12-007	1/18/2012	0.00		Frz Rain	13-003	1/16/2013	3.00			13-033B	12/23/2013			Frz Rain
10-011	2/19/2010	4		12-007	1/17/2012	0.00		Frz Rain	13-004	1/22/2013	1.00			13-033C	12/24/2013			wet mix
10-012	2/25-26/10	12		12-008	1/20/2012	5.00		Dry snow	13-005	1/28/2013	4.00			13-033d	12/24/2013			
10-013	2/27/2010	3		12-009	1/21/2012	0.50		Dry snow	13-005A	1/29/2013	1.00			13-034	12/26/13	3.00		Dry Snow
10-014	2/28/2010	1		12-010	1/23/2012	0.00		Mix	13-006	1/29-30/2013	0.25		ice	13-034a	12/27/13			
10-015	3/14-15/10	3		12-010A	1/25/2012	0.00		re-treat	13-007	2/6/2013	0.50		dust-5	13-035	12/29/13	4.00		Wet Snow
10-016	4/17/2010	3		12-010B	1/26/2012	0.00		re-treat	13-008	2/8-10/2013	20.00		18-22	13-035a	12/30/2013			
				12-011	12/27/2012	0.00		re-treat	13-009	2/11-16/2013	3.00			13-035b	12/31/2013			
				12-011A	1/28/2012	0.00		re-treat	13-010	2/17/2013	1.00		dust-1	14-001	1/2/2014	2.00		Dry Snow
				12-011B	1/30/2012	0.00		re-treat	13-011	2/19-21/2013	0.50		dust-5	14-001a	1/3/2014			
				12-012	1/31/2012	2.00		Dry snow	13-012	2/23/2013	0.00			14-001b	1/3/2014			
				12-012A	2/3/2012	0.00		re-treat	13-013	2/27/2013	3.50		2-6	14-001c	1/3/2014			
				12-013	2/11/2012	0.00		Frz Rain	13-014	2/28/2013	1.00			14-001d	1/7/2014			
				12-013A	2/10/2012	0.00		re-treat	13-015	3/1/2013	0.00			14-001e	1/8/2014			
				12-014	2/17/2012	0.00		Frz Rain	13-016	3/3/2013	1.50			14-001f	1/9/2014			
				12-015	2/21/2012	2.00		wet snow	13-017	3/6/2013	0.5			14-001g	1/10/2014			
				12-016	2/23/2012	0.00		Frz Rain	13-018	3/7/2013	0		dust	14-001h	1/11-12/2014			
				12-017	2/24/2012	4.00		wet snow	13-019	3/8/2013	1		D-2	14-001i	1/13/2014			
				12-017A	2/27/2012	0.00		re-treat	13-020	3/15/2013	2		D-2.5	14-001j	1/14/2014			
				12-018	3/1/2012	8.00		Dry snow	13-021	3/19/2013	8			14-001k	1/14/2014			
				12-018A	3/2/2012	0.00		re-treat	13-022	3/20/2013	2			14-001l	1/15/2014			
				12-019	3/3/2012	3.00		w/rein dry snow	13-023	4/12/2013	1		ice	14-001m	1/16/2014			
				12-019A	3/5/2012	0.00		re-treat	13-024	4/17/2013	0.5			14-001n	1/17/2014			
				12-020	3/10/2012	3.00		wet snow	13-025	4/19/2013	1			14-001o	1/18/2014			
				12-021	3/28/2012	0.25		wet snow	13-026	4/26/2013	1			14-001p	1/19/2014			
				12-022	4/6/2012	0		Blk Ice	13-027	5/3/2013	0			14-001q	1/20/2014			
									13-028	5/10/2013	0			14-001r	1/21/2014			
									13-029	5/17/2013	0			14-001s	1/22/2014			
									13-030	5/24/2013	0			14-001t	1/23/2014			
									13-031	5/31/2013	0			14-001u	1/24/2014			
									13-032	6/7/2013	0			14-001v	1/25/2014			
									13-033	6/14/2013	0			14-001w	1/26/2014			
									13-034	6/21/2013	0			14-001x	1/27/2014			
									13-035	6/28/2013	0			14-001y	1/28/2014			
									13-036	7/5/2013	0			14-002	1/29/2014			
									13-037	7/12/2013	0			14-003	1/30/2014			
									13-038	7/19/2013	0			14-004	1/31/2014			
									13-039	7/26/2013	0			14-005	2/1/2014			
									13-040	8/2/2013	0			14-006	2/8/2014			
									13-041	8/9/2013	0			14-007	2/15/2014			
									13-042	8/16/2013	0			14-008	2/22/2014			
									13-043	8/23/2013	0			14-009	2/29/2014			
									13-044	8/30/2013	0			14-010	3/6/2014			
									13-045	9/6/2013	0			14-011	3/13/2014			
									13-046	9/13/2013	0			14-012	3/20/2014			
									13-047	9/20/2013	0			14-013	3/27/2014			
									13-048	9/27/2013	0			14-014	4/3/2014			
									13-049	10/4/2013	0			14-015	4/10/2014			
									13-050	10/11/2013	0			14-016	4/17/2014			
									13-051	10/18/2013	0			14-017	4/24/2014			
									13-052	10/25/2013	0			14-018	5/1/2014			
									13-053	10/31/2013	0			14-019	5/8/2014			
									13-054	11/7/2013	0			14-020	5/15/2014			
									13-055	11/14/2013	0			14-021	5/22/2014			
									13-056	11/21/2013	0			14-022	5/29/2014			
					</													

Storm #	Date(s)	Work Order#	Storm Descript	Ave Accum (in.)	\$ Labor	\$ Outside Contractor	\$ Equip	\$ Materials Total	Materials Breakdown Total								\$ Storm Totals	
									Private				Town					
									\$ Salt Qty	\$ Salt	\$ Sand Qty	\$ Sand	\$ Salt Qty	\$ Salt	\$ Sand Qty	\$ Sand		
13-001	1/10/2013		wet snow, steel, rain		\$ 1,027.30	\$ -	\$ 664.00	\$ 3,367.50	10.6668	\$ 642.67	43.8900	\$ 76.34	20.0800	\$ 1,586.32	13.9925	\$ 277.70	\$ 5,074.20	
13-002	1/13/2013	13-0055	Frt Rain	0	\$ 2,526.70	\$ 2,695.00	\$ 1,794.00	\$ 21,506.45	7.5300	\$ 594.87	344.3000	\$ 5,312.55	57.7300	\$ 4,560.67	67.2950	\$ 1,026.26	\$ 18,364.15	
13-002	1/16/2013	13-0073	mix	8	\$ 4,844.87	\$ 7,458.75	\$ 2,604.00	\$ 20,123.85	10.6671	\$ 842.73	187.8000	\$ 2,857.75	75.3000	\$ 5,948.70	28.1700	\$ 434.66	\$ 24,506.47	
13-004	1/23/2013	13-0078	Dry Snow	1	\$ 1,053.55	\$ 144.00	\$ 887.00	\$ 2,644.72	4.0200	\$ 594.58	43.8900	\$ 76.34	22.5500	\$ 992.45	37.5600	\$ 578.55	\$ 4,426.27	
13-005	1/18/2013	13-0055	Dry Snow	4	\$ 1,695.50	\$ 6,915.00	\$ 948.00	\$ 1,602.75	7.5300	\$ 594.87	16.3400	\$ 869.33	40.1600	\$ 2,172.64	62.6000	\$ 965.92	\$ 12,060.29	
13-005A	1/19/2013	13-0055	Dry Snow	1	\$ 1,386.25	\$ 4,486.00	\$ 948.00	\$ -	-	-	-	-	-	-	-	-	\$ 9,621.75	
13-006	1/23/2013	13-0059	Frt Rain	.25	\$ 2,897.24	\$ 2,600.00	\$ 1,490.00	\$ 21,031.43	7.5300	\$ 594.87	383.7221	\$ 5,552.47	20.0800	\$ 2,586.32	187.8000	\$ 2,897.75	\$ 18,038.65	
13-007	2/6/2013	13-0125	Dry Snow	cust-5	\$ 305.90	\$ -	\$ 212.50	\$ 2,240.17	\$ -	\$ -	\$ -	\$ 14,425.50	\$ 1,340.27	\$ -	\$ -	\$ -	\$ 1,658.77	
13-008	2/6/2013	13-0186	Dry Snow	22	\$ 2,855.43	\$ 10,755.50	\$ 2,830.00	\$ 4,454.24	15.6871	\$ 1,235.31	40.6900	\$ 627.85	7.5300	\$ 594.87	139.1125	\$ 1,952.21	\$ 16,127.91	
13-008	2/9/2013	13-0186	Dry Snow		\$ 3,455.29	\$ 8,991.00	\$ 2,054.00	\$ -	-	-	-	-	-	-	-	-	\$ 14,499.29	
13-008	2/10/2013	13-0186	Dry Snow		\$ 1,030.78	\$ 1,768.00	\$ 690.00	\$ 3,271.79	3.7650	\$ 297.44	0.0000	\$ -	37.6500	\$ 2,974.35	0.0000	\$ -	\$ 6,760.52	
13-008	2/11/2013	13-0189	dry/frt rain	3	\$ 3,049.49	\$ 7,858.50	\$ 2,667.00	\$ 2,272.30	0.0000	\$ -	108.7671	\$ 1,678.28	6.7850	\$ 694.02	0.0000	\$ -	\$ 15,947.29	
13-010	2/17/2013	13-0152	dry Snow	D-1*	\$ 156.67	\$ -	\$ 184.50	\$ 446.15	0.0000	\$ -	0.0000	\$ -	5.6475	\$ 446.15	0.0000	\$ -	\$ 789.22	
13-011	2/18/2013	13-	wet/frt Rain	D-1/2*	\$ 3,269.18	\$ 3,840.00	\$ 2,079.00	\$ 8,335.19	7.5300	\$ 594.87	709.5500	\$ 10,948.26	30.1200	\$ 2,379.48	237.8800	\$ 3,670.49	\$ 17,547.37	
13-012	2/18/2013	13-			\$ 5,352.29	\$ 19,398.50	\$ 2,454.00	\$ 10,981.79	24.4725	\$ 1,933.33	125.9825	\$ 1,943.91	67.7700	\$ 5,353.83	113.4625	\$ 1,750.78	\$ 38,187.08	
13-013	2/27/2013	13-0170	dry/wet snow	2-6	\$ 1,692.11	\$ -	\$ 1,343.00	\$ 6,582.71	8.1575	\$ 644.44	93.9000	\$ 1,648.86	46.4350	\$ 3,668.37	53.2100	\$ 823.03	\$ 9,617.92	
13-013	2/28/2013	13-0170	wet Snow	1	\$ 1,761.30	\$ 4,199.50	\$ 1,474.00	\$ -	0.0000	\$ -	0.0000	\$ -	0.0000	\$ -	0.0000	\$ -	\$ 7,384.80	
13-014	3/1/2013	13-0175	Frt Rain		\$ 201.08	\$ -	\$ 124.50	\$ 789.33	0.0000	\$ -	9.9900	\$ 144.89	8.1575	\$ 644.44	0.0000	\$ -	\$ 1,114.91	
13-015	3/3/2013	13-0176	Dry Snow	1.5	\$ 485.82	\$ -	\$ 424.50	\$ 1,818.66	0.6275	\$ 49.57	0.0000	\$ -	15.0600	\$ 1,189.74	37.5600	\$ 579.55	\$ 2,729.28	
13-016	3/6/2013	13-0181	Wet Snow	.5	\$ 60.78	\$ -	\$ 60.00	\$ 148.72	0.0000	\$ -	0.0000	\$ -	1.8225	\$ 146.72	0.0000	\$ -	\$ 289.50	
13-017	3/7/2013	13-0184	dry/frt rain	D	\$ 164.68	\$ -	\$ 120.00	\$ 369.88	0.0000	\$ -	1.5650	\$ 24.15	3.7650	\$ 297.44	8.1800	\$ 48.30	\$ 654.56	
13-017	3/8/2013	13-0184	Dry Snow	D-2	\$ 743.33	\$ -	\$ 378.00	\$ -	0.0000	\$ -	0.0000	\$ -	0.0000	\$ -	0.0000	\$ -	\$ 2,121.33	
13-018	3/15/2013	13-0188	Wet Snow	D-2-S	\$ 741.88	\$ -	\$ 483.00	\$ 2,429.05	5.6475	\$ 446.15	0.0000	\$ -	25.1000	\$ 1,982.90	0.0000	\$ -	\$ 3,653.93	
13-019	3/19/2013	13-0207	Dry Snow	8	\$ 3,690.05	\$ 7,754.50	\$ 2,047.00	\$ 9,169.31	16.9425	\$ 1,338.46	156.5000	\$ 2,414.80	62.7500	\$ 4,957.25	29.7350	\$ 458.81	\$ 22,660.86	
13-019	3/20/2013	13-0207	Dry Snow	2	\$ 2,021.05	\$ 3,674.00	\$ 1,690.00	\$ -	-	\$ -	\$ -	\$ -	\$ -	\$ -	\$ -	\$ -	\$ 7,385.05	
13-020	4/12/2013	130270	Silt/frt	1	\$ 473.58	\$ -	\$ 336.00	\$ 1,219.48	0.3765	\$ 29.74	0.0000	\$ -	15.0600	\$ 1,189.74	0.0000	\$ -	\$ 2,029.06	
13-021	11/10/2013	13-0931	Wet Snow	2	\$ 50.46	\$ -	\$ 20.00	\$ -	0.0000	\$ -	0.0000	\$ -	0.0000	\$ -	0.0000	\$ -	\$ 70.46	
13-022	11/17/2013	13-0932	Wet Snow, Steel, Frt Rain	0.25	\$ 128.06	\$ -	\$ 80.00	\$ 198.29	0.0000	\$ -	0.0000	\$ -	2.5100	\$ 198.29	0.0000	\$ -	\$ 406.35	
13-023	11/29/2013		Dry Snow	1	\$ 190.47	\$ -	\$ 189.00	\$ 1,827.25	2.5100	\$ 198.29	0.0000	\$ -	21.3350	\$ 1,685.47	0.0000	\$ -	\$ 2,453.23	
13-024	11/29/2013	13-0947	Dry Snow	2	\$ 1,195.12	\$ -	\$ 657.00	\$ 2,872.55	7.5300	\$ 594.87	6.2600	\$ 95.59	27.6100	\$ 2,181.19	0.0000	\$ -	\$ 4,724.77	
13-025	11/29/2013	13-0947	Snow/frt		\$ 1,978.41	\$ -	\$ 1,425.00	\$ 3,569.01	0.0000	\$ -	95.4800	\$ 1,472.95	21.3350	\$ 1,685.47	25.8050	\$ 410.52	\$ 6,972.42	
13-025	12/3/2013	13-0951	Silt/frt		\$ 77.60	\$ -	\$ 645.50	\$ 247.96	0.0000	\$ -	0.0000	\$ -	3.1375	\$ 247.86	0.0000	\$ -	\$ 970.96	
13-027	12/5/2013	13-0958	frt		\$ 457.98	\$ -	\$ 816.00	\$ 1,110.81	0.0000	\$ -	51.6450	\$ 795.88	0.0000	\$ -	20.3450	\$ 313.92	\$ 3,384.78	
13-028	12/9/2013	13-0952	Dry Snow		\$ 1,053.48	\$ 220.50	\$ 975.00	\$ -	0.0000	\$ -	0.0000	\$ -	0.0000	\$ -	0.0000	\$ -	\$ 2,278.98	
13-028A	12/10/2013	13-0952			\$ 656.17	\$ 190.00	\$ 676.00	\$ -	0.0000	\$ -	0.0000	\$ -	0.0000	\$ -	0.0000	\$ -	\$ 1,532.17	
13-029	12/10/2013	13-0954	Dry Snow	1.5	\$ 434.33	\$ 2,825.50	\$ 577.00	\$ 3,192.28	0.0000	\$ -	0.0000	\$ -	14.4825	\$ 1,140.17	0.7825	\$ 12.07	\$ 4,589.07	
13-029A	12/11/2013				\$ 709.15	\$ -	\$ 695.00	\$ 1,647.95	1.2550	\$ 99.15	65.5125	\$ 1,025.29	0.6275	\$ 49.57	31.3200	\$ 492.96	\$ 7,937.11	
13-030	11/18/2013	13-0971	Dry Snow	Dust	\$ 98.09	\$ -	\$ 118.00	\$ 1,822.69	15.0600	\$ 1,169.74	12.5200	\$ 193.18	2.5100	\$ 198.29	15.6500	\$ 241.48	\$ 2,038.76	
13-031	12/16/2013	13-0976	Dry Snow	10	\$ 2,655.38	\$ 13,058.50	\$ 2,616.00	\$ 4,374.93	50.2000	\$ 396.58	37.5000	\$ 579.55	32.6300	\$ 2,577.77	59.2100	\$ 821.03	\$ 22,739.84	
13-031A	12/16/2013	13-0976	Dry Snow		\$ 872.91	\$ -	\$ 756.00	\$ 2,158.21	1.2550	\$ 99.15	40.6900	\$ 627.85	15.0600	\$ 1,189.74	15.6500	\$ 241.48	\$ 3,787.12	
13-032	11/17/2013	13-0951	Dry Snow	3	\$ 1,869.29	\$ 8,006.50	\$ 1,654.00	\$ 4,749.82	7.5300	\$ 594.87	26.6050	\$ 410.52	36.3950	\$ 2,875.21	56.3400	\$ 859.33	\$ 16,299.71	
13-032A	11/13/2013	13-0981			\$ 802.11	\$ -	\$ 436.00	\$ 2,139.06	6.2750	\$ 495.73	64.5100	\$ 1,308.99	0.6275	\$ 49.57	18.7600	\$ 289.78	\$ 3,577.17	
13-033	12/27/2013	13-0985	Frt Rain		\$ 805.61	\$ -	\$ 587.00	\$ 2,057.68	0.0000	\$ -	95.4650	\$ 1,478.02	2.5100	\$ 198.29	25.0400	\$ 386.37	\$ 3,450.29	
13-033A	12/27/2013	13-0985	Frt Rain		\$ 279.18	\$ -	\$ 200.00	\$ 1,933.33	4.8925	\$ 347.01	0.0000	\$ -	20.0800	\$ 1,586.32	0.0000	\$ -	\$ 2,412.51	
13-033B	12/27/2013	13-0985	Frt Rain		\$ 1,564.67	\$ 8,613.25	\$ 1,602.00	\$ 2,479.70	31.1375	\$ 247.86	316.1300	\$ 4,877.89	17.5700	\$ 1,388.03	62.6000	\$ 955.92	\$ 14,263.82	
13-033C	12/27/2013	13-0985	Frt Rain		\$ 213.51	\$ -	\$ 200.00	\$ 1,189.74	0.0000	\$ -	0.0000	\$ -	15.0600	\$ 1,189.74	0.0000	\$ -	\$ 1,609.25	
13-033D	11/24/2013	13-0985	wet mix		\$ 928.75	\$ 2,300.50	\$ 553.00	\$ 3,839.52	0.0000	\$ -	28.1700	\$ 434.66	0.0000	\$ -	220.6550	\$ 3,404.86	\$ 7,621.77	
13-034	12/25/13	13-0987	Dry Snow	3	\$ 917.79	\$ 7,372.50	\$ 525.00	\$ 2,458.20	0.0000	\$ -	20.3450	\$ 313.92	21.3350	\$ 1,685.47	29.7350	\$ 458.81	\$ 10,824.89	
13-034A	12/27/13	13-0987			\$ 1,416.72	\$ 572.00	\$ 994.00	\$ 4,055.45	2.5300	\$ 594.87	48.5150	\$ 748.59	28.8650	\$ 2,280.34	28.1700	\$ 434.66	\$ 7,041.17	
13-035	12/29/13	13-0988	Wet Snow	4	\$ 1,585.28	\$ 6,565.00	\$ 1,068.00	\$ 2,645.28	1.2550	\$ 99.15	23.4750	\$ 362.22	17.5700	\$ 1,388.03	51.6050	\$ 796.88	\$ 11,865.56	
13-035A	12/30/2013	13-0988			\$ 552.50	\$ 2,789.00	\$ 534.00	\$ 5,285.11	12.5500	\$ 991.45	26.1700	\$ 434.66	45.1800	\$ 3,559.22	18.7800	\$ 289.78	\$ 9,160.71	
13-035B	12/31/2013	13-0988			\$ 794.28	\$ 1,248.00	\$ 879.00	\$ 3,501.45	0.0000	\$ -	187.8000	\$ 2,897.75	0.0000	\$ -	39.1250	\$ 602.70	\$ 6,422.72	
2013					\$ All Totals	\$ Labor	\$ Outside Contractor Total	\$ Equip Total	\$ Materials Total	Materials Breakdown Total								
					\$417,727.38	\$66,890.18	\$189,369.50	\$49,276.50	\$160,196.50	Private				Town				
					TOTALS=>				207,450.80	\$16,388.61	\$347.03	\$53,666.00	\$22,425	\$72,871.58	\$179,931	\$26,539.60		
					\$Totals=>				207,450.80	\$16,388.61	\$347.03	\$53,666.00	\$22,425	\$72,871.58	\$179,931	\$26,539.60		
									Private	Town								

Storn #	Date(s)	Work Order#	Storn Description	Avo Accum (ft.)	\$ Labor	\$ Outside Contractor	\$ Equip	\$ Materials Total	Materials Breakdown Total								\$ Storn Totals
									Private				Town				
									Salt Qty	\$ Salt	Sand Qty	\$ Sand	Salt Qty	\$ Salt	Sand Qty	\$ Sand	
14-01	1/2/2014	14-0024	Dry Snow	7	\$ 3,035.40	\$ 9,342.75	\$ 1,980.00	\$ 2,918.18	2,5100	\$ 158.25	25,0400	\$ 366.37	2,5900	\$ 594.87	112,6800	\$ 1,738.65	\$ 17,276.33
14-01a		14-0024			\$ 367.56	\$ 1,700.50	\$ 245.00	\$ 3,246.36	8,7850	\$ 654.02	1,5650	\$ 24.15	32,0025	\$ 2,526.20	0.0000	\$ -	\$ 5,563.82
14-01b	1/3/14	14-0024	Dry Snow	5	\$ 809.44	\$ 6,283.25	\$ 565.00	\$ 3,740.45	0.0000	\$ -	62,6000	\$ 965.93	10,6675	\$ 842.73	125,2000	\$ 1,937.84	\$ 11,938.15
14-02	1/5-6/2014	14-0024	Fri Rain		\$ 3,781.18	\$ 8,818.50	\$ 3,560.00	\$ 14,750.89	8,7850	\$ 654.02	557,1400	\$ 8,556.67	25,7000	\$ 3,982.90	225,3600	\$ 3,477.30	\$ 20,510.57
14-02a	1/7/2014	14-0024			\$ 275.50	\$ -	\$ 240.00	\$ 971.02	0.0000	\$ -	40,6900	\$ 427.85	2,5300	\$ 192.29	9,3900	\$ 144.88	\$ 1,490.60
14-02b	1/8/2014	14-0024			\$ 247.50	\$ -	\$ 247.00	\$ 1,376.45	0.0000	\$ -	70,4250	\$ 1,084.64	0.0000	\$ -	16,7800	\$ 289.78	\$ 1,870.93
14-02c	1/5/2014	14-0024			\$ 505.68	\$ -	\$ 595.00	\$ 1,655.53	0.0000	\$ -	31,8000	\$ 482.56	8,7850	\$ 654.02	31,3000	\$ 482.56	\$ 2,728.61
14-05	1/10/2014	14-0024	Dry Snow	Dust	\$ 347.00	\$ -	\$ 273.00	\$ -	0.0000	\$ -	0.0000	\$ -	0.0000	\$ -	0.0000	\$ -	\$ 620.00
14-04	1/11-12/2014	14-0024	Fri Rain		\$ 4,658.10	\$ 5,351.00	\$ 3,160.00	\$ 19,738.24	5,4125	\$ 743.55	661,9550	\$ 10,214.58	42,6700	\$ 3,370.93	350,5600	\$ 5,406.34	\$ 26,507.34
14-004a	1/13/2014	14-0024			\$ 445.61	\$ -	\$ 613.90	\$ 3,389.74	3,7650	\$ 257.44	104,4200	\$ 1,642.04	12,5500	\$ 991.45	28,7350	\$ 458.81	\$ 4,648.87
14-004b	1/14/2014	14-0024			\$ 525.50	\$ -	\$ 513.00	\$ 965.42	0.0000	\$ -	63,6000	\$ 965.42	0.0000	\$ -	0.0000	\$ -	\$ 2,008.42
14-005	1/14/2014	14-0024	Rain		\$ 324.11	\$ -	\$ 258.00	\$ 990.67	6.0000	\$ -	31,3000	\$ 482.56	0.0000	\$ -	32,8650	\$ 507.11	\$ 1,572.18
14-005a	1/15/2014	14-0024			\$ 1,652.84	\$ -	\$ 738.00	\$ 3,455.52	0.0000	\$ -	68,8600	\$ 1,042.53	25,1000	\$ 3,982.90	76,6050	\$ 430.52	\$ 5,246.86
14-005b	1/16/2014	14-0024			\$ 54.57	\$ -	\$ 45.00	\$ 482.56	0.0000	\$ -	31,3000	\$ 482.56	0.0000	\$ -	0.0000	\$ -	\$ 586.93
14-006	1/17/2014	14-0024	Dry Snow	Dust	\$ 166.40	\$ -	\$ 141.80	\$ 1,016.77	0.0000	\$ -	53,2100	\$ 821.03	1,2550	\$ 99.15	6,2600	\$ 96.59	\$ 1,224.97
14-007	1/18/2014	14-0024	Wet Snow	D-2	\$ 225.48	\$ 260.00	\$ 114.00	\$ 2,478.63	3,7650	\$ 297.44	\$ -	\$ -	\$ -	\$ -	\$ -	\$ -	\$ 3,078.11
14-007a	1/19/2014	14-0024	Wet Snow	1	\$ 885.84	\$ 6,744.50	\$ 552.00	\$ 2,496.39	3,1375	\$ 747.86	17,2150	\$ 265.63	25,1000	\$ 3,982.90	0.0000	\$ -	\$ 10,676.73
14-007b	1/20/2014	14-0024			\$ 979.09	\$ 737.50	\$ 850.00	\$ 3,936.12	0.0000	\$ -	219,1000	\$ 3,360.71	0.0000	\$ -	35,9950	\$ 555.40	\$ 6,002.71
14-007c	1/21/2014	14-0024			\$ 54.48	\$ -	\$ 60.00	\$ 72.44	0.0000	\$ -	4,6950	\$ 72.44	0.0000	\$ -	0.0000	\$ -	\$ 186.92
14-007d	1/22/2014	14-0024			\$ 81.72	\$ -	\$ 90.00	\$ 72.44	0.0000	\$ -	4,6950	\$ 72.44	0.0000	\$ -	0.0000	\$ -	\$ 244.16
14-008	1/25/2014	14-0024	Dry Snow	1.5	\$ 605.63	\$ 452.50	\$ 586.00	\$ 2,776.06	7,5300	\$ 594.87	0.0000	\$ -	27,6100	\$ 2,181.19	0.0000	\$ -	\$ 4,420.19
14-008a	1/27/2014	14-0024	Dry Snow		\$ 614.36	\$ -	\$ 598.00	\$ 1,220.16	0.0000	\$ -	12,5200	\$ 193.18	6,2750	\$ 495.73	34,4800	\$ 531.25	\$ 3,772.52
14-008b	1/28/2014	14-0024			\$ 427.00	\$ -	\$ 418.00	\$ 603.70	0.0000	\$ -	29,7350	\$ 458.81	0.0000	\$ -	9,3900	\$ 144.89	\$ 1,448.70
14-008c	1/29/2014	14-0024			\$ 509.85	\$ -	\$ 496.00	\$ 845.18	0.0000	\$ -	31,3000	\$ 482.56	0.0000	\$ -	23,4750	\$ 352.72	\$ 1,851.09
14-008d	1/30/2014	14-0024			\$ 413.87	\$ -	\$ 422.00	\$ 1,448.88	0.0000	\$ -	93,9000	\$ 1,448.88	0.0000	\$ -	0.0000	\$ -	\$ 2,284.74
14-008e	2/3/2014	14-0024			\$ 43.38	\$ -	\$ 44.50	\$ 241.48	0.0000	\$ -	6,2600	\$ 96.59	0.0000	\$ -	9,3900	\$ 144.89	\$ 229.96
14-009	2/5/2014	14-0024	Dry Snow	6	\$ 2,342.34	\$ 11,636.00	\$ 2,277.00	\$ 4,632.68	6,2750	\$ 495.73	37,5600	\$ 579.55	17,6500	\$ 2,074.35	31,3000	\$ 482.56	\$ 20,937.92
14-009a	2/6/2014	14-0024	Dry Snow	1.5	\$ 1,784.24	\$ 3,953.50	\$ 1,744.00	\$ 7,658.10	22,5600	\$ 1,784.61	92,4650	\$ 1,473.02	62,2000	\$ 3,065.80	28,7100	\$ 434.69	\$ 15,129.84
14-009b	2/7/2014	14-0024	Dry Snow		\$ 401.68	\$ -	\$ 318.00	\$ 462.86	0.0000	\$ -	31,3000	\$ 482.56	0.0000	\$ -	0.0000	\$ -	\$ 1,202.54
14-010	2/10/2014	14-0024	Dry Snow	1	\$ 1,422.56	\$ 322.60	\$ 1,034.00	\$ 4,064.95	8,7850	\$ 694.02	0.0000	\$ -	42,6700	\$ 3,370.93	0.0000	\$ -	\$ 6,844.01
14-010a	2/11/2014	14-0024			\$ 273.45	\$ -	\$ 145.00	\$ 144.89	0.0000	\$ -	0.0000	\$ -	0.0000	\$ -	9,3900	\$ 144.89	\$ 674.34
14-010b	2/12/2014	14-0024			\$ 158.80	\$ -	\$ 256.00	\$ 256.00	0.0000	\$ -	0.0000	\$ -	0.0000	\$ -	9,3900	\$ 144.89	\$ 448.69
14-010c	2/13/2014	14-0024	mit snow	12 to 14	\$ 5,831.25	\$ 15,860.00	\$ 4,524.00	\$ 6,927.28	19,4525	\$ 1,536.75	32,8650	\$ 507.11	50,2000	\$ 3,965.80	59,4700	\$ 917.62	\$ 31,142.53
14-012	2/15-16/2014	14-0024	Dry Snow	0.5	\$ 477.36	\$ 1,073.50	\$ 218.00	\$ 2,230.76	0.0000	\$ -	0.0000	\$ -	22,2375	\$ 2,230.76	0.0000	\$ -	\$ 3,969.62
14-012a	2/17/2014	14-0024			\$ 961.98	\$ 636.00	\$ 762.00	\$ 905.55	0.0000	\$ -	30,7775	\$ 587.48	0.0000	\$ -	21,9100	\$ 338.07	\$ 3,595.51
14-013	2/18/2014	14-0024	Dry Snow	12	\$ 2,212.85	\$ 5,544.75	\$ 1,726.00	\$ 4,503.33	6,2750	\$ 495.73	17,2150	\$ 265.63	35,1400	\$ 2,776.06	62,6000	\$ 965.62	\$ 13,686.73
14-013a	2/19/2014	14-0024			\$ 1,634.20	\$ 4,293.75	\$ 1,262.00	\$ 4,164.69	17,5700	\$ 1,388.03	0.0000	\$ -	95,1400	\$ 2,776.06	0.0000	\$ -	\$ 11,953.54
14-014	2/19/2014	14-0024	Dry Snow	2	\$ 624.31	\$ 11,002.00	\$ 534.00	\$ 821.03	0.0000	\$ -	21,9100	\$ 338.07	0.0000	\$ -	31,3000	\$ 482.56	\$ 12,981.34
14-014a	2/20/2014	14-0024			\$ 1,612.69	\$ 6,391.50	\$ 1,498.00	\$ 2,759.15	3,7650	\$ 297.44	18,7600	\$ 289.78	25,7800	\$ 2,036.62	10,8550	\$ 169.04	\$ 12,239.34
14-015	2/21/2014	14-0024	wet smtix rain	1	\$ 1,721.25	\$ 348.25	\$ 1,544.00	\$ 3,856.23	0.0000	\$ -	115,8100	\$ 1,786.95	20,0800	\$ 1,586.32	31,3000	\$ 482.56	\$ 7,489.73
14-015a	2/22/2014	14-0024			\$ 496.77	\$ -	\$ 204.50	\$ 1,835.89	0.0000	\$ -	0.0000	\$ -	20,7075	\$ 1,635.89	0.0000	\$ -	\$ 2,337.16
14-015b	2/24/2014	14-0024			\$ 749.17	\$ 3,304.00	\$ 788.00	\$ 3,716.78	0.0000	\$ -	211,2750	\$ 3,289.67	0.0000	\$ -	23,7350	\$ 458.81	\$ 4,559.65
14-015c	2/25/2014	14-0024			\$ 948.97	\$ 936.00	\$ 806.00	\$ 803.37	0.0000	\$ -	30,1250	\$ 403.70	0.0000	\$ -	0.0000	\$ -	\$ 3,294.34
14-015d	2/28/2014	14-0024			\$ 787.78	\$ 520.00	\$ 660.00	\$ 315.62	0.0000	\$ -	20,3450	\$ 319.92	0.0000	\$ -	0.0000	\$ -	\$ 2,267.70
14-015e	2/27/2014	14-0024			\$ 478.17	\$ -	\$ 378.50	\$ 72.44	0.0000	\$ -	4,6950	\$ 72.44	0.0000	\$ -	0.0000	\$ -	\$ 929.11
14-015f	2/28/2014	14-0024			\$ 615.82	\$ 455.00	\$ 617.00	\$ 955.62	0.0000	\$ -	43,6200	\$ 676.14	0.0000	\$ -	18,7800	\$ 289.78	\$ 2,553.74
14-015g	3/3/2014	14-0024			\$ 204.60	\$ -	\$ 228.00	\$ 920.18	0.0000	\$ -	42,2550	\$ 651.69	1,2550	\$ 99.15	10,9550	\$ 169.04	\$ 1,252.88
14-016	3/5/2014	14-0024	Dry Snow	1.5	\$ 1,023.65	\$ -	\$ 836.00	\$ 3,109.02	7,5300	\$ 594.87	21,9100	\$ 338.07	25,1000	\$ 3,982.90	12,5200	\$ 193.18	\$ 4,967.67
14-016a	3/6/2014	14-0024			\$ 629.33	\$ -	\$ 626.00	\$ 2,052.88	0.0000	\$ -	116,0400	\$ 1,835.74	0.0000	\$ -	14,0850	\$ 217.33	\$ 3,204.81
					\$ -	\$ -	\$ -	\$ -	0.0000	\$ -	0.0000	\$ -	0.0000	\$ -	0.0000	\$ -	\$ 329.35

**2014**

\$ All Totals	\$ Labor	\$ Outside Contractor Total	\$ Equip Total	\$ Materials Total	Salt Qty	\$ Salt	Sand Qty	\$ Sand
\$330,934.38	\$49,040.17	\$109,965.75	\$40,105.80	\$131,462.31	139,9325	\$11,054.67	3133,3125	\$48,356.27
TOTALS	\$49,040.17	\$109,965.75	\$40,105.80	\$131,462.31	139,9325	\$11,054.67	3133,3125	\$48,356.27

Storm Reports - Year to Date

Private	Town	Total Salt Qty	Total Sand Qty
159,410.94	569,824.22	739,2476	4597,4675

Projectable 2014 Year End Total on 12/31/2014

Fall 2012	\$107,684.12	
Fall 2013	\$151,794.20	\$460,633.54
	\$259,458.32	
divided by 2 = \$129,729.16 Average Fall expenditure		

Town of Moultonborough  
Storm Report Tally  
2013-2014

14-015	2/21/2014	14-0024	wet sn/frx rain	1	\$ 1,721.25	\$ 348.25	\$ 1,544.00	\$ 3,856.23	0.0000	\$ -	115.8100	\$ 1,786.95	20.0800	\$ 1,586.32	31.3000	\$ 482.96	\$ 7,469.73
14-015a	2/21/2014	14-0024			\$ 496.77	\$ -	\$ 204.50	\$ 1,635.89	0.0000	\$ -	0.0000	\$ -	20.7075	\$ 1,635.89	0.0000	\$ -	\$ 2,337.16
14-015b	2/24/2014	14-0024			\$ 749.17	\$ 3,904.00	\$ 788.00	\$ 3,718.76	0.0000	\$ -	211.2750	\$ 3,259.87	0.0000	\$ -	29.7950	\$ 458.81	\$ 8,559.95
14-015c	2/25/2014	14-0024			\$ 948.97	\$ 935.00	\$ 805.00	\$ 603.57	0.0000	\$ -	39.1250	\$ 603.70	0.0000	\$ -	0.0000	\$ -	\$ 3,294.34
-015d	2/26/2014	14-0024			\$ 787.78	\$ 520.00	\$ 666.00	\$ 313.92	0.0000	\$ -	20.3450	\$ 313.92	0.0000	\$ -	0.0000	\$ -	\$ 2,287.70
-015e	2/27/2014	14-0024			\$ 478.17	\$ -	\$ 378.50	\$ 72.44	0.0000	\$ -	4.6950	\$ 72.44	0.0000	\$ -	0.0000	\$ -	\$ 929.11
14-015f	2/28/2014	14-0024			\$ 615.82	\$ 455.00	\$ 517.00	\$ 955.92	0.0000	\$ -	43.8200	\$ 676.14	0.0000	\$ -	18.7800	\$ 289.78	\$ 2,553.74
g	3/3/2014	14-0024			\$ 204.80	\$ -	\$ 228.00	\$ 920.18	0.0000	\$ -	42.2550	\$ 651.99	1.2550	\$ 99.15	10.9550	\$ 169.04	\$ 1,352.98
14-016	3/5/2014	14-0024	Dry Snow	1.5	\$ 1,023.65	\$ -	\$ 835.00	\$ 3,109.02	7.5300	\$ 594.87	21.9100	\$ 338.07	25.1000	\$ 1,982.90	12.5200	\$ 193.18	\$ 4,967.67
14-016a	3/6/2014	14-0024			\$ 626.33	\$ -	\$ 526.00	\$ 2,052.58	0.0000	\$ -	118.9400	\$ 1,835.24	0.0000	\$ -	14.0850	\$ 217.33	\$ 3,204.91
		14-0024			\$ -	\$ -	\$ -	\$ -	0.0000	\$ -	0.0000	\$ -	0.0000	\$ -	0.0000	\$ -	\$ -
<b>2013-2014</b>					\$ All Totals	\$ Labor	\$ Outside Contractor Total	\$ Equipmt Total	\$ Materials Total	Materials Breakdown Total							
					\$482,606.73					Private				Town			
										Salt Qty	\$ Salt	Sand Qty	\$ Sand	Salt Qty	\$ Salt	Sand Qty	\$ Sand
					TOTALS==>	\$71,225.77	\$158,716.50	\$58,825.20	\$199,839.16	215.2325	\$17,003.37	4,297.4850	\$66,310.19	945.6950	\$74,709.91	2,188.3075	\$33,456.98
								\$Totals==>	Priv=>	\$83,313.56			Town=>	\$108,166.89			
<b>Storm Reports - Season</b>									Priv&Town Totals=>	Total Salt Qty			Total Sand Qty				
										1160.9275			6465.7925				




Town of Moultonborough

Storm Report Tally

Storm #	Date(s)	Work Order#	Storm Descript	Ave Accum (In.)	\$ Labor	\$ Outside Contractor	\$ Equip	\$ Material Total	2014 Materials Breakdown Total								\$ Storm Totals
									Private				Town				
									Salt Qty	\$ Salt	Sand Qty	\$ Sand	Salt Qty	\$ Salt	Sand Qty	\$ Sand	
13-021	11/30/2013	13-0931	Wet Snow	2	\$ 50.46	\$ -	\$ 20.00	\$ -	0.0000	\$ -	0.0000	\$ -	0.0000	\$ -	0.0000	\$ -	\$ 70.46
13-022	11/1/2013	13-0932	Wet Snow, Sleet, Frz Rain	0.25	\$ 128.06	\$ -	\$ 80.00	\$ 198.29	0.0000	\$ -	0.0000	\$ -	2.5100	\$ 198.29	0.0000	\$ -	\$ 406.95
13-023	11/23/2013		Dry Snow	1	\$ 390.47	\$ -	\$ 189.00	\$ 1,883.76	2.5100	\$ 198.29	0.0000	\$ -	21.3350	\$ 1,685.47	0.0000	\$ -	\$ 2,463.29
13-024	11/26/2013	13-0942	Dry Snow	2	\$ 1,195.12	\$ -	\$ 657.00	\$ 2,872.65	7.5300	\$ 594.87	6.2800	\$ 96.59	27.6100	\$ 2,181.19	0.0000	\$ -	\$ 4,724.77
13-025	11/27-28/13	13-0947	Snow/rain		\$ 1,978.41	\$ -	\$ 1,425.00	\$ 3,569.01	0.0000	\$ -	95.4600	\$ 1,472.95	21.3350	\$ 1,685.47	26.6050	\$ 410.52	\$ 6,972.42
13-026	12/3/2013	13-0951	Blk Ice		\$ 77.60	\$ -	\$ 645.50	\$ 247.86	0.0000	\$ -	0.0000	\$ -	3.1375	\$ 247.86	0.0000	\$ -	\$ 970.96
13-027	12/5-6/2013	13-0958	Rain		\$ 467.98	\$ -	\$ 316.00	\$ 1,310.81	0.0000	\$ -	51.6450	\$ 796.88	0.0000	\$ -	20.3450	\$ 312.92	\$ 1,894.79
13-028	12/9/2013	13-0962	Dry Snow		\$ 1,083.48	\$ 220.50	\$ 975.00	\$ -	0.0000	\$ -	0.0000	\$ -	0.0000	\$ -	0.0000	\$ -	\$ 2,278.98
13-028A	12/10/2013	13-0962			\$ 666.17	\$ 190.00	\$ 676.00	\$ -	0.0000	\$ -	0.0000	\$ -	0.0000	\$ -	0.0000	\$ -	\$ 1,532.17
13-029	12/10/2013	13-0964	Dry Snow	1.5	\$ 434.33	\$ 2,625.50	\$ 377.00	\$ 1,152.24	0.0000	\$ -	0.0000	\$ -	14.4325	\$ 1,140.17	0.7825	\$ 12.07	\$ 4,589.07
13-029A	12/11/2013				\$ 703.15	\$ -	\$ 636.00	\$ 1,647.66	1.2550	\$ 99.15	66.5125	\$ 1,026.29	0.6275	\$ 49.57	31.3000	\$ 482.96	\$ 2,987.11
13-030	12/13/2013	13-0971	Dry Snow	Dust	\$ 98.09	\$ -	\$ 118.00	\$ 1,822.69	15.0600	\$ 1,189.74	12.5200	\$ 193.18	2.5100	\$ 198.29	15.6500	\$ 241.48	\$ 2,038.78
13-031	12/14-15/2013	13-0976	Dry Snow	10	\$ 2,685.38	\$ 13,058.50	\$ 2,616.00	\$ 4,374.93	5.0200	\$ 396.58	37.5600	\$ 579.55	32.6300	\$ 2,577.77	53.2100	\$ 821.03	\$ 22,734.81
13-031A	12/16/2013	13-0976	Dry Snow		\$ 872.91	\$ -	\$ 756.00	\$ 2,158.21	1.2550	\$ 99.15	40.6900	\$ 627.85	15.0600	\$ 1,189.74	15.6500	\$ 241.48	\$ 3,787.12
13-032	12/17/2013	13-0981	Dry Snow	3	\$ 1,889.29	\$ 8,006.50	\$ 1,654.00	\$ 4,749.92	7.5300	\$ 594.87	26.6050	\$ 410.52	36.3950	\$ 2,875.21	56.3400	\$ 869.33	\$ 16,299.71
13-32a	12/19/2013	13-0981			\$ 802.11	\$ -	\$ 436.00	\$ 2,139.06	6.2750	\$ 495.73	84.5100	\$ 1,303.99	0.6275	\$ 49.57	18.7800	\$ 289.78	\$ 3,977.17
13-33	12/22/2013	13-0986	Frz Rain		\$ 805.61	\$ -	\$ 587.00	\$ 2,057.68	0.0000	\$ -	95.4650	\$ 1,473.02	2.5100	\$ 198.29	25.0400	\$ 386.37	\$ 3,450.29
13-33a	12/22/2013	13-0986	Frz Rain		\$ 279.18	\$ -	\$ 200.00	\$ 1,933.33	4.3925	\$ 347.01	0.0000	\$ -	20.0800	\$ 1,586.32	0.0000	\$ -	\$ 2,412.51
13-33b	12/23/2013	13-0986	Frz Rain		\$ 1,568.87	\$ 3,613.25	\$ 1,602.00	\$ 7,479.70	3.1375	\$ 247.86	316.1300	\$ 4,877.89	17.5700	\$ 1,388.03	62.6000	\$ 965.92	\$ 14,263.82
13-33c	12/23/2013	13-0986	wet mix		\$ 213.51	\$ -	\$ 200.00	\$ 1,189.74	0.0000	\$ -	0.0000	\$ -	15.0600	\$ 1,189.74	0.0000	\$ -	\$ 1,603.25
13-33d	12/24/2013	13-0986			\$ 928.75	\$ 2,300.50	\$ 553.00	\$ 3,839.52	0.0000	\$ -	28.1700	\$ 434.66	0.0000	\$ -	220.6650	\$ 3,404.66	\$ 7,621.77
13-34	12/26/13	13-0987	Dry Snow	3	\$ 517.79	\$ 7,322.50	\$ 526.00	\$ 2,458.20	0.0000	\$ -	20.3450	\$ 313.92	21.9350	\$ 1,685.47	29.7350	\$ 458.81	\$ 10,824.49
13-34a	12/27/13	13-0987			\$ 1,416.72	\$ 572.00	\$ 994.00	\$ 4,058.45	7.5300	\$ 594.87	48.5150	\$ 748.59	28.8650	\$ 2,280.34	28.1700	\$ 434.66	\$ 7,041.17
13-35	12/29/13	13-0988	Wet Snow	4	\$ 1,585.28	\$ 6,566.00	\$ 1,068.00	\$ 2,646.28	1.2550	\$ 99.15	23.4750	\$ 362.22	17.5700	\$ 1,388.03	51.6450	\$ 796.88	\$ 11,865.56
13-35a	12/30/2013	13-0988			\$ 552.60	\$ 2,789.00	\$ 534.00	\$ 5,285.11	12.5500	\$ 991.45	28.1700	\$ 434.66	45.1800	\$ 3,569.22	18.7800	\$ 289.78	\$ 9,160.71
13-35b	12/31/2013	13-0988			\$ 794.26	\$ 1,248.00	\$ 879.00	\$ 3,501.45	0.0000	\$ -	187.8000	\$ 2,897.75	0.0000	\$ -	39.1250	\$ 603.70	\$ 6,422.73
14-01	1/2/2014	14-0024	Dry Snow	7	\$ 3,035.40	\$ 9,342.75	\$ 1,980.00	\$ 2,918.18	2.5100	\$ 198.29	25.0400	\$ 386.37	7.5300	\$ 594.87	112.6800	\$ 1,738.65	\$ 17,276.99
14-01a		14-0024			\$ 367.96	\$ 1,700.50	\$ 249.00	\$ 3,246.36	8.7850	\$ 694.02	1.5650	\$ 24.15	92.0025	\$ 2,528.20	0.0000	\$ -	\$ 7,775.55
14-01b	1/3/14	14-0024	Dry Snow	3	\$ 809.44	\$ 6,283.25	\$ 565.00	\$ 3,740.49	0.0000	\$ -	62.6000	\$ 965.92	10.6675	\$ 842.73	125.2000	\$ 1,931.84	\$ 11,998.18
14-02	1/5-6/2014	14-0024	Frz Rain		\$ 3,781.18	\$ 8,818.50	\$ 3,560.00	\$ 14,750.88	8.7850	\$ 694.02	557.1400	\$ 8,596.67	25.1000	\$ 1,982.90	225.3600	\$ 3,477.30	\$ 30,910.57
14-02a	1/7/2014	14-0024			\$ 279.58	\$ -	\$ 240.00	\$ 971.02	0.0000	\$ -	40.6900	\$ 627.85	2.5100	\$ 198.29	9.3900	\$ 144.89	\$ 1,490.60
14-02b	1/8/2014	14-0024			\$ 247.50	\$ -	\$ 247.00	\$ 1,376.43	0.0000	\$ -	70.4250	\$ 1,086.66	0.0000	\$ -	18.7800	\$ 289.78	\$ 1,870.93
14-02c	1/9/2014	14-0024			\$ 509.68	\$ -	\$ 559.00	\$ 1,659.93	0.0000	\$ -	31.3000	\$ 482.96	8.7850	\$ 694.02	31.3000	\$ 482.96	\$ 2,728.61
14-03	1/10/2014	14-0024	Dry Snow	Dust	\$ 347.00	\$ -	\$ 273.00	\$ -	0.0300	\$ -	0.0000	\$ -	0.0000	\$ -	0.0000	\$ -	\$ 620.00
14-04	1/11-12/2014	14-0024	Frz Rain		\$ 4,658.10	\$ 9,351.00	\$ 3,160.00	\$ 19,738.24	9.4125	\$ 743.59	661.9950	\$ 10,214.58	42.6700	\$ 3,370.93	350.5600	\$ 5,409.14	\$ 36,907.34
14-004a	1/13/2014	14-0024			\$ 645.61	\$ -	\$ 513.50	\$ 3,389.76	3.7650	\$ 297.44	106.4200	\$ 1,642.06	12.5500	\$ 991.45	29.7350	\$ 458.81	\$ 4,648.87
14-004b	1/14/2014	14-0024			\$ 529.50	\$ -	\$ 513.00	\$ 965.92	0.0300	\$ -	62.6000	\$ 965.92	0.0000	\$ -	0.0000	\$ -	\$ 2,008.42
14-005	1/14/2014	14-0024	Rain		\$ 324.11	\$ -	\$ 258.00	\$ 990.07	0.0000	\$ -	31.3000	\$ 482.96	0.0000	\$ -	32.8650	\$ 507.11	\$ 1,572.18
14-005a	1/15/2014	14-0024			\$ 1,052.94	\$ -	\$ 738.00	\$ 3,455.92	0.0000	\$ -	68.8500	\$ 1,062.51	25.1000	\$ 1,982.90	26.6050	\$ 410.52	\$ 5,246.86
14-005b	1/16/2014	14-0024			\$ 54.97	\$ -	\$ 49.00	\$ 482.96	0.0000	\$ -	31.3000	\$ 482.96	0.0000	\$ -	0.0000	\$ -	\$ 1,586.93
14-006	1/17/2014	14-0024	Dry Snow	Dust	\$ 166.40	\$ -	\$ 141.80	\$ 1,016.77	0.0000	\$ -	53.2100	\$ 821.03	1.2550	\$ 99.15	6.2600	\$ 96.59	\$ 1,924.97
14-007	1/18/2014	14-0024	Wet Snow	D-2	\$ 225.48	\$ 260.00	\$ 114.00	\$ 2,478.63	3.7650	\$ 297.44	\$ -	\$ -	\$ -	\$ -	\$ -	\$ -	\$ 3,078.11
14-007a	1/19/2014	12-0024	Wet Snow	1	\$ 885.84	\$ 6,744.50	\$ 552.00	\$ 2,496.39	3.1375	\$ 247.86	17.2150	\$ 265.63	25.1000	\$ 1,982.90	0.0000	\$ -	\$ 10,678.73
14-007b	1/20/2014	14-0024			\$ 979.09	\$ 237.50	\$ 850.00	\$ 3,936.12	0.0000	\$ -	219.1000	\$ 3,380.71	0.0000	\$ -	35.9950	\$ 555.40	\$ 6,002.71
14-007c	1/21/2014	14-0024			\$ 54.48	\$ -	\$ 60.00	\$ 72.44	0.0000	\$ -	4.6950	\$ 72.44	0.0000	\$ -	0.0000	\$ -	\$ 186.92
14-007d	1/22/2014	14-0024			\$ 81.72	\$ -	\$ 90.00	\$ 72.44	0.0000	\$ -	4.6950	\$ 72.44	0.0000	\$ -	0.0000	\$ -	\$ 244.16
14-008	1/25/2014	14-0024	Dry Snow	1.5	\$ 605.63	\$ 452.50	\$ 586.00	\$ 2,776.06	7.5300	\$ 594.87	0.0000	\$ -	27.6100	\$ 2,181.19	0.0000	\$ -	\$ 4,420.19
14-008a	1/27/2014	14-0024	Dry Snow		\$ 614.36	\$ 237.50	\$ 538.00	\$ 1,220.16	0.0000	\$ -	12.5200	\$ 193.18	6.2750	\$ 495.73	34.4300	\$ 531.25	\$ 2,610.02
14-008b	1/28/2014	14-0024			\$ 427.00	\$ -	\$ 418.00	\$ 603.70	0.0000	\$ -	29.7350	\$ 458.81	0.0000	\$ -	9.3900	\$ 144.89	\$ 1,448.70
14-008c	1/29/2014	14-0024			\$ 509.85	\$ -	\$ 496.00	\$ 845.18	0.0000	\$ -	31.3000	\$ 482.96	0.0000	\$ -	23.4750	\$ 362.22	\$ 1,851.03
14-008d	1/30/2014	14-0024			\$ 413.87	\$ -	\$ 422.00	\$ 1,448.88	0.0000	\$ -	93.9000	\$ 1,448.88	0.0000	\$ -	0.0000	\$ -	\$ 2,284.75
14-008e	2/3/2014	14-0024			\$ 43.38	\$ -	\$ 44.50	\$ 241.48	0.0000	\$ -	0.0000	\$ -	0.0000	\$ -	0.0000	\$ -	\$ 239.36
14-009	2/5/2014	14-0024	Dry Snow	6	\$ 2,342.34	\$ 11,836.00	\$ 2,277.00	\$ 4,532.58	6.2750	\$ 495.73	37.5600	\$ 579.55	37.6500	\$ 2,974.35	31.3000	\$ 482.96	\$ 20,987.92
14-009a	2/6/2014	14-0024	Dry Snow	1.5	\$ 1,784.24	\$ 3,859.50	\$ 1,744.00	\$ 7,658.10	22.5900	\$ 1,784.61	95.4650	\$ 1,473.02	50.2000	\$ 3,965.80	28.1700	\$ 434.66	\$ 15,199.84
14-009b	2/7/2014	14-0024	Dry Snow		\$ 401.58	\$ -	\$ 318.00	\$ 482.96	0.0000	\$ -	31.3000	\$ 482.96	0.0000				



Search   
Sign In Jobs Help Cart

DISCOVER APWA DISCOVER PUBLIC WORKS BE INVOLVED GET CONNECTED LEARN & GROW SOLUTIONS BY TOPIC



# NORTH AMERICAN SNOW CONFERENCE

FOR ATTENDEES FOR EXHIBITORS SPONSORS FOR PRESS/MEDIA FOR SPEAKERS REGISTER ON-SITE

# 2016 SHOW FOR SNOW




**2016 APWA North American Snow Conference**  
**The Premier Event in Snow & Ice Management**  
**May 22-25, 2016 | Connecticut Convention Center, Hartford, CT**  
**Hosted by the APWA New England Chapter | [www.apwa.net/snow](http://www.apwa.net/snow)**

The 2016 Snow Conference in Hartford will bring together more than 1,500 snowfighters from every corner of the winter maintenance community. Public, private, rural, metropolitan, domestic, international – they're all sure to be there at the Show for Snow! The 2016 Conference features an exhibit floor packed with the newest equipment and products, quality education programs and technical tours, and opportunities to exchange ideas with manufacturers, distributors, consultants and other public works professionals. Its four days of winter training and networking you can't afford to miss out on!

# 184

## Days Until The Show For Snow



[Account](#) | [Contact us](#) | [Advertise](#) | [Media](#) | [Legal](#) | [Privacy Policy](#) | [Site Map](#) | [System Requirements](#)

© 2015 American Public Works Association